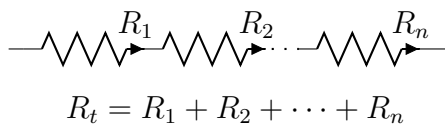


Meaning of Variables

Meaning	Letter	Unit
Admittance	$Y = \frac{1}{Z}$	Siemens (S)
Capacitance	C	Farads (F)
Capacitive Resistance	X_C	Ohms (Ω)
Charge	Q	Coulombs (C)
Conductance	$G = \frac{1}{R}$	Siemens (S)
Current	I	Amps (A)
Frequency	f	Hertz (Hz)
Impedance	Z	Ohms (Ω)
Inductive Resistance	X_L	Ohms (Ω)
Inductance	L	Henry (H)
Reactance	X	Ohms (Ω)
Resistance	R	Ohms (Ω)
Resistance, Total	R_t	Ohms (Ω)
Susceptance	B	Siemens (S)
Voltage	E	Volts (V)

Circuit Diagrams

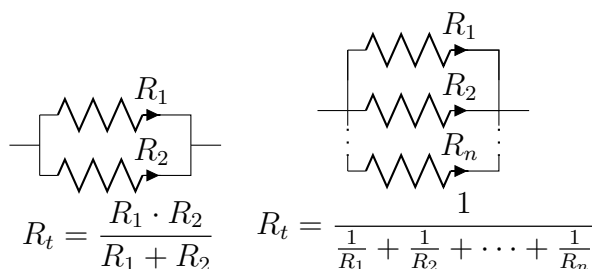
Series



Kirchhoff's Circuit Laws

Series
$V_t = V_1 + V_2 + \dots + V_n$
$I_t = I_1 = I_2 = \dots = I_n$

Parallel



Parallel
$V_t = V_1 = V_2 = \dots = V_n$
$I_t = I_1 + I_2 + \dots + I_n$

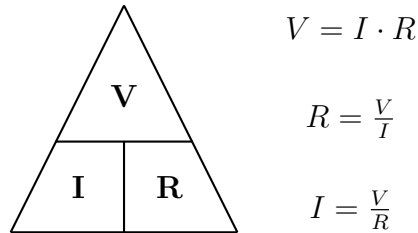
Version with template

Math Centre
Liberal Arts and Science

North Campus: Dan Andrae Math and Writing Centre, LRC 3rd Floor
Lakeshore: F201

www.humber.ca/liberalarts/math-centre

Ohm's Law



$$V = I \cdot R$$

$$R = \frac{V}{I}$$

$$I = \frac{V}{R}$$

Power Formula

$$P = IV = \frac{V^2}{R} = I^2R = \frac{QV}{t}, \text{ where } t \text{ is time in seconds.}$$

Reactance and Impedance Formulas

$X = X_L - X_C$	$Z = R + jX$
$X_C = \frac{1}{2\pi fC}$	$C = \frac{1}{2\pi fX_C}$
$X_L = 2\pi fL$	$L = \frac{X_L}{2\pi f}$

Resonance Frequency Formula

$$f_r = \frac{1}{2\pi\sqrt{LC}}$$